

Fixed Coaxial Attenuators

Model 44 Lab Standard, Precision N Connectors

dc to 18.0 GHz
 5 Watts



Features

- /// Precision Connectors
- /// Test data - A certificate of test supplied with each attenuator.
- /// Hex Nut Connector - Allows for use of a torque wrench to improve connector repeatability.
- /// Designed to meet environmental requirements of MIL-DTL-3933.

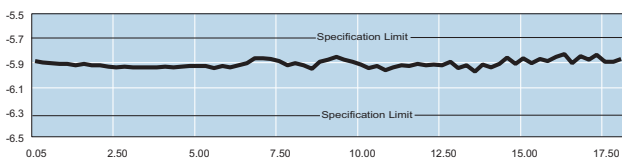
Specifications

NOMINAL IMPEDANCE: 50 Ω

FREQUENCY RANGE: dc to 18.0 GHz

MAXIMUM DEVIATION OVER FREQUENCY:

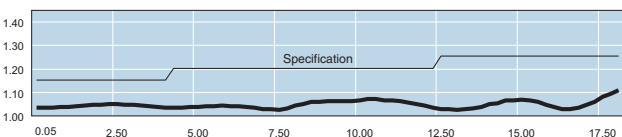
Nominal ATTN (dB)	Deviation (dB)
1 - 9	± 0.30
10, 20	± 0.50
30, 40	± 1.00
50	± 1.25
60	± 1.50



Typical Attenuation Accuracy of a 44-6

MAXIMUM SWR:

Frequency (GHz)	SWR
dc - 4	1.15
4 - 12.4	1.20
12.4 - 18	1.25



Typical SWR of a 44-6

POWER RATING: 5 watts **average** @ 25°C ambient temperature, derated linearly to 0.5 watt @ 125°C. 1 kilowatt **peak** (5 μsec pulse width; 0.25% duty cycle)

POWER COEFFICIENT: <0.005 dB/dB/Watt

TEMPERATURE COEFFICIENT: < 0.0004 dB/dB/°C

TEMPERATURE RANGE: -55°C to +125°C

TEST DATA: Swept data plots of attenuation and SWR from 50 MHz to 18 GHz.

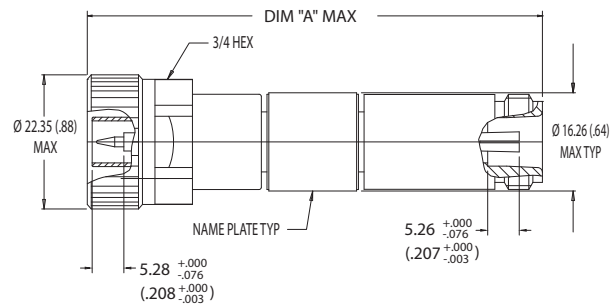
CONNECTORS: Precision Type N per MIL-STD-348 interface dimensions - mate nondestructively with MIL-C-39012 connectors. Coupling Torque: 14 ± 1 in/lbs.

CONSTRUCTION: Brass Body (plated) and Stainless steel connectors; gold plated beryllium copper contacts.

WEIGHT:

dB VALUE	WEIGHT (Net)
1 - 10, 20, 30	100 g (3.5 oz)
40, 50, 60	140 g (4.5 oz)

PHYSICAL DIMENSIONS:

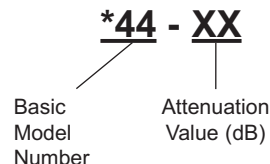


dB VALUE	Prefix M	DIM A STD	Prefix F
0-10, 20, 30	76.2 (3.0)	76.2 (3.0)	77.7 (3.06)
40, 50, 60	86.4 (3.4)	86.4 (3.4)	87.9 (3.46)

NOTE: All dimensions are given in mm (inches) and are maximum, unless otherwise specified.

MODEL NUMBER DESCRIPTION:

Example:



*Add Prefix M for double male or F for double female connectors.

ATTENUATOR SET (AS-18): Model 44 is also available in a Attenuator Set which includes six different attenuators (1, 3, 6, 10, 20, 30 dB). Refer to Attenuator Sets data sheet for more information.